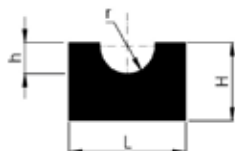


LOW FRICTION GUIDES FOR ROUND PROFILES

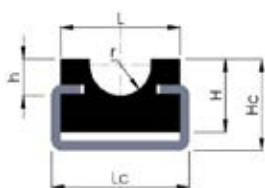


Made of High Density Polyethylene (HDPE), the VIT/GLISS slides offer, in addition to good guidance, an excellent friction coefficient that increases the load carrying capacity of the belts.



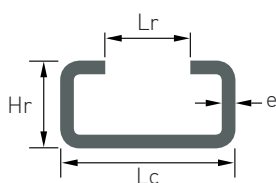
Type	Ref.	Ø Profiles	L	H	r	h
R6	GR06	Ø 6	20	10	4	4
R8	GR08	Ø 8	20	12	5	5
R10	GR10	Ø 9.5 - 10	25	15	6	6
R12	GR12	Ø 12 - 12.5	30	20	7	8
R15	GR15	Ø 15	35	25	8.5	10
R18	GR18	Ø 18	40	25	10	12

Delivered in 3m lengths.



Type	Ref.	Ø Profiles	L	H	r	h	Hc	Lc	Hr	e	Lr
RC6	GRC06	Ø 6	20	15	4	4	18	20	10	1.5	10
RC8	GRC08	Ø 8	20	15	5	5	18	20	10	1.5	10
RC10	GRC10	Ø 9.5 - 10	20	15	6	6	20	20	10	1.5	10
RC12	GRC12	Ø 12 - 12.5	28	15	7	8	20	28	12	2	14
RC15	GRC15	Ø 15	33	20	8.5	10	25	38	18	2.5	22
RC18	GRC18	Ø 18	38	20	10	12	25	38	18	2.5	22

Delivered in 3m lengths.



- Galvanized steel rail.
- Option of white or food blue HDPE slide on stainless steel rail.
- Custom slides available.

Consult us.

Benefits:

- Perfect belt guidance.
- Low coefficient of friction.
- Excellent abrasion resistance.
- Good shock resistance.
- Good resistance to corrosion and most chemical agents.
- Maximum continuous operating temperature: 70°C.
- Temperature extremes at peak speeds: -40°C to 100°C.

CAUTION

When fitting, consider the HDPE's thermal expansion, which is 2 mm per metre for every 10°C of temperature rise.

RADIUSSED ROUND BELT SLIDES




GR12C025x16 GR12C020x20 GR12C020x20N

The flexibility of this slide allows it to be installed in a curve allowing the belt to change direction.

3 standard models for round profiles - 12 mm:

25 x 16 mm and 20 x 20 mm with or without positioning groove.

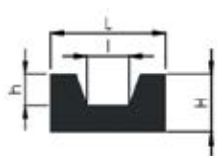
Recommended profiles: POLY/FLEX rough or other deglazed profile.





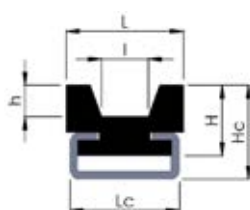
LOW FRICTION GUIDES FOR TRAPEZOIDAL PROFILES

Made of High Density Polyethylene (HDPE), the VIT/GLISS slides offer, in addition to good guidance, an excellent friction coefficient that increases the load carrying capacity of the belts.



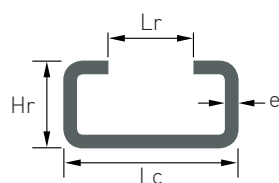
Type	Reference	Belt Dimensions	L	H	l	h
T10	GT10	10x6	20	10	7	4
T13	GT13	13x8	20	12	9	5
T17	GT17	17x11	30	15	11	8
T22	GT22	22x14	35	20	14	10
T32	GT32	32x19	50	30	21	13

Delivered in 3m lengths.



Type	Reference	Belt Dimensions	L	H	l	h	Hc	Lc	Hr	e	Lr
TC10	GTC10	10x6	20	15	7	4	18	20	10	1.5	10
TC13	GTC13	13x8	20	18	9	5	22	20	10	1.5	10
TC17	GTC17	17x11	30	18	11	8	24	28	12	2	14
TC22	GTC22	22x14	35	25	14	10	30	38	18	2.5	22
TC32	GTC32	32x19	50	30	21	13	38	38	18	2.5	22

Delivered in 3m lengths.



- Galvanized steel rail.
- Option of white or food blue HDPE slide on stainless steel rail.
- Custom slides available.

Consult us.

Benefits:


- Perfect belt guidance.
- Low coefficient of friction.
- Excellent abrasion resistance.
- Good shock resistance.
- Good resistance to corrosion and most chemical agents.
- Maximum continuous operating temperature: 70°C.
- Temperature extremes at peak speeds: -40°C to 100°C.

CAUTION

When fitting, consider the HDPE's thermal expansion, which is 2mm per metre for every 10°C of temperature rise.



SPECIAL LOW FRICTION SLIDES FOR TRAPEZOIDAL PROFILES



Off-center groove and chamfering



Narrow sides



Double/multiple grooves